

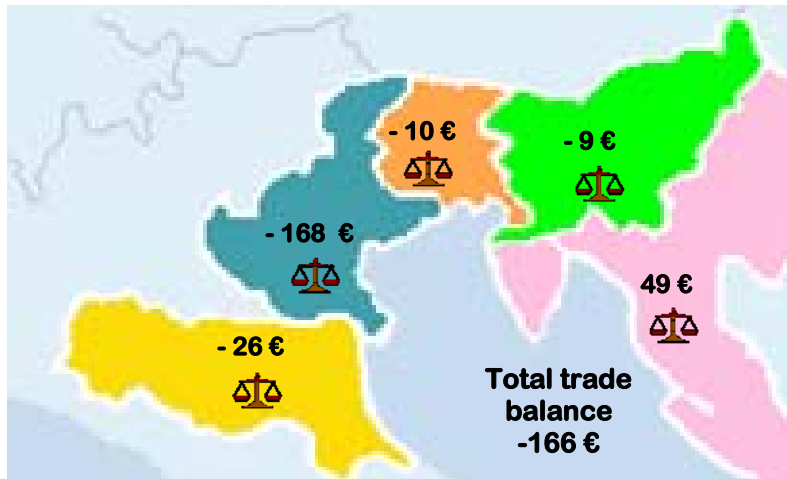
## Fishing in figures

n. 25 January/February 2009



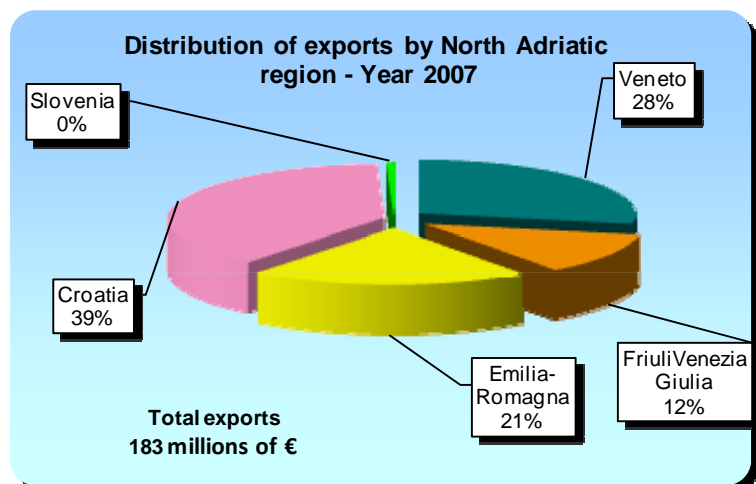
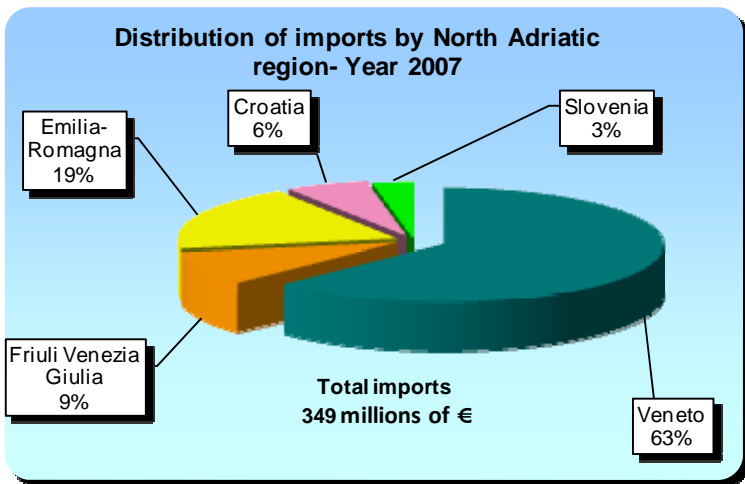
### NORTH ADRIATIC TRADE BALANCE FOR FISH AND SEAFOOD PRODUCTS

This first issue for 2009 provides an analysis of data relating to the foreign trade of fish and seafood products in the North Adriatic regions, a topic that has already been discussed in the past and that we now update using the most recent data available. In our analysis, the information for the Italian area was taken from Coeweb, the ISTAT (Italian National Institute of Statistics) database for foreign trade statistics and an information tool used to assess the flow of goods between Italy and the rest of the world. With respect to the two Balkan regions, the official sources are the respective National Institutes of Statistics: for Slovenia, information relating to imports and exports was taken from the *Statistical Office of the Republic of Slovenia*, and for Croatia, data from the *Central Bureau of Statistics of the Republic of Croatia* was used.



The North Adriatic trade balance for fish and seafood products - millions of Euros - 2007

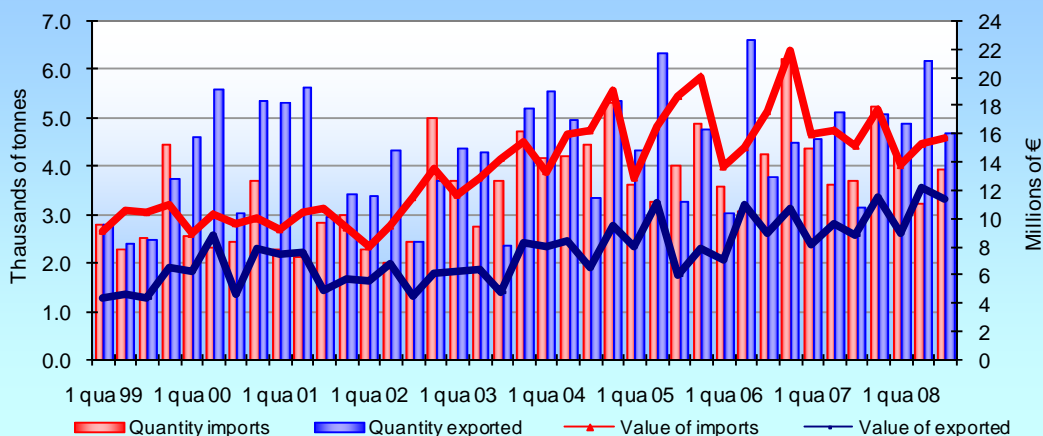
In 2007, the North Adriatic trade balance for fish and seafood products remained negative and totalled 166 million Euros. In terms of percentages, the balance showed a 13% negative increase with respect to the previous year. As can be seen in the image to the left, Veneto has had a notable impact on the increase in imports, representing 63%. The Croatian contribution to fish and seafood products exports was considerable (39%).



Source: Processed by the Socio Economic Observatory for Fishing and Aquaculture based on the data provided by Istat, Statistical Office of the Republic of Slovenia e Central Bureau of Statistics of the Republic of Croatia

With respect to the individual Italian regions, the quarterly data collected between 1999 and 2008 permits a qualitative and value-based analysis of the import and export trends.

**Imports and exports of fish and aquaculture products for Emilia-Romagna (values and quantities) – quarterly data for 1999-2008**

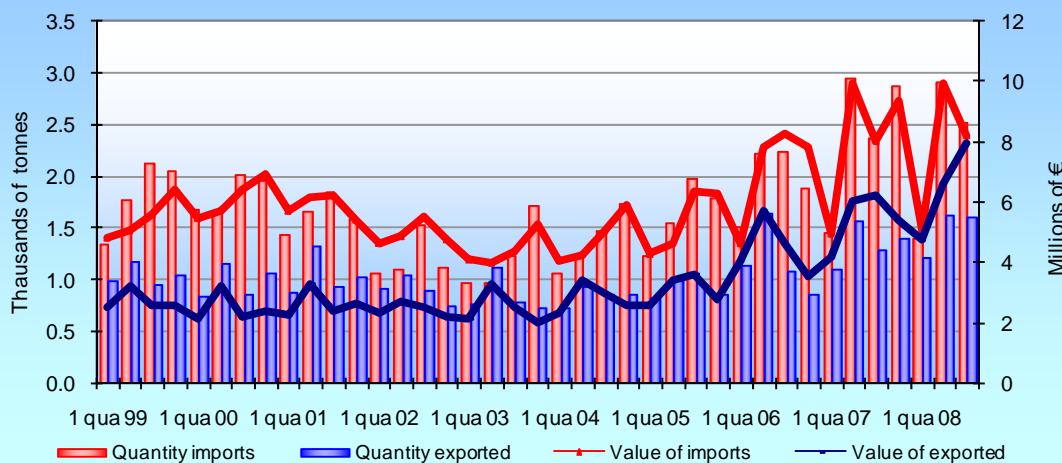


As in previous years, a growth trend in the overall value of both imports and exports continued in Emilia-Romagna.

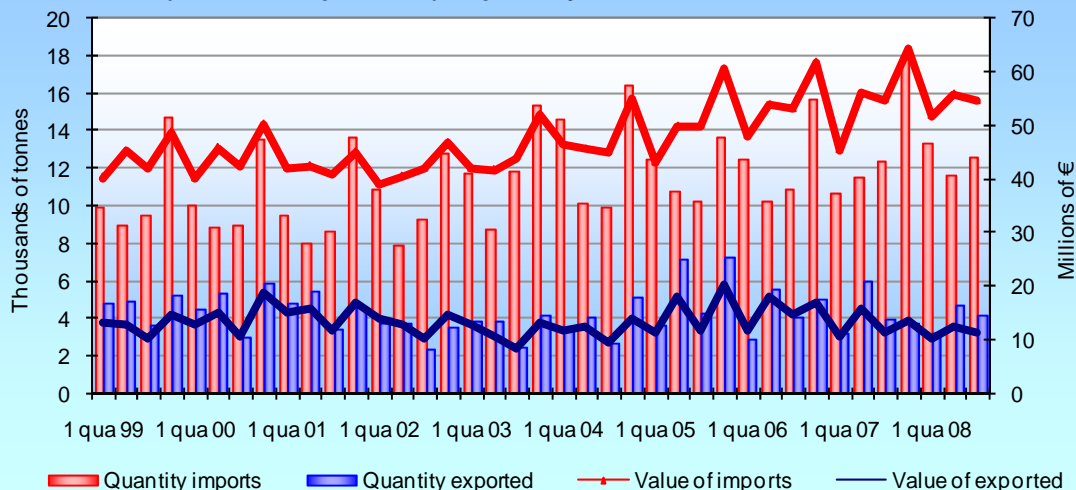
With respect to quantities, a stronger seasonal influence is apparent. It should be emphasized that although the commercial trade balance continues to be negative in terms of value, in terms of quantity this is not the case.

The absolute values for Friuli Venezia Giulia are lower than those for the other two regions. It is worth noting that, beginning in 2006, the trend in values changed from steady to increasing. In contrast to Emilia Romagna, as the quantity exported continued to be lower than the amount imported the trade balance remained negative in terms of quantity

**Imports and exports of fish and aquaculture products for FVG (values and quantities) – quarterly data for 1999-2008**

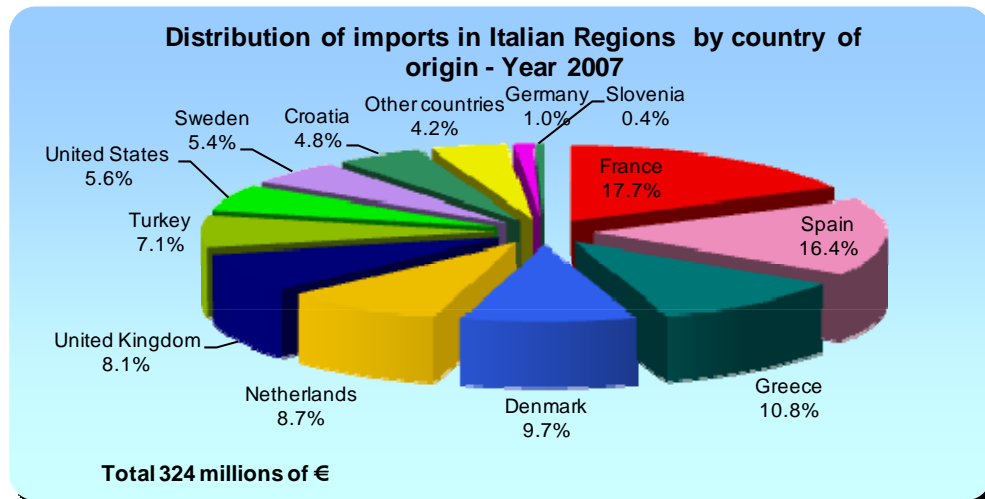
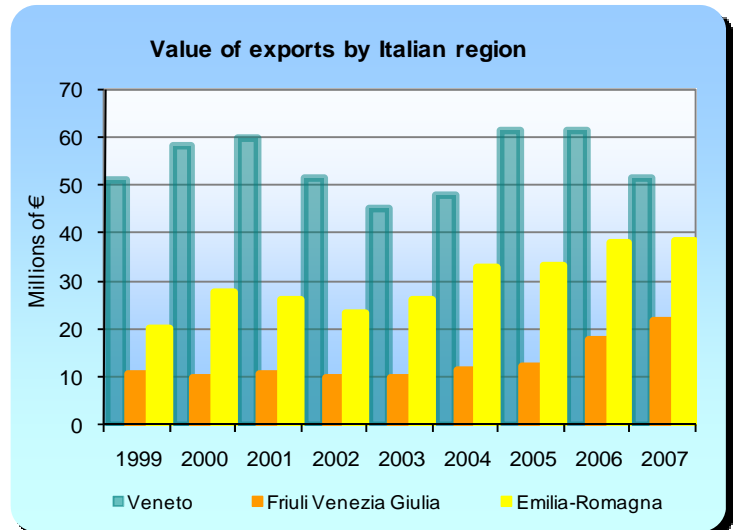
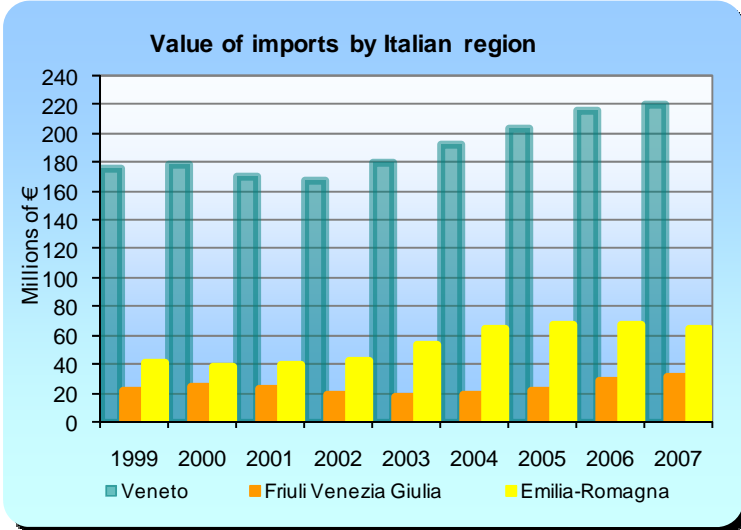


**Imports and exports of fish and aquaculture products for Veneto (values and quantities) – quarterly data for 1999-2008**



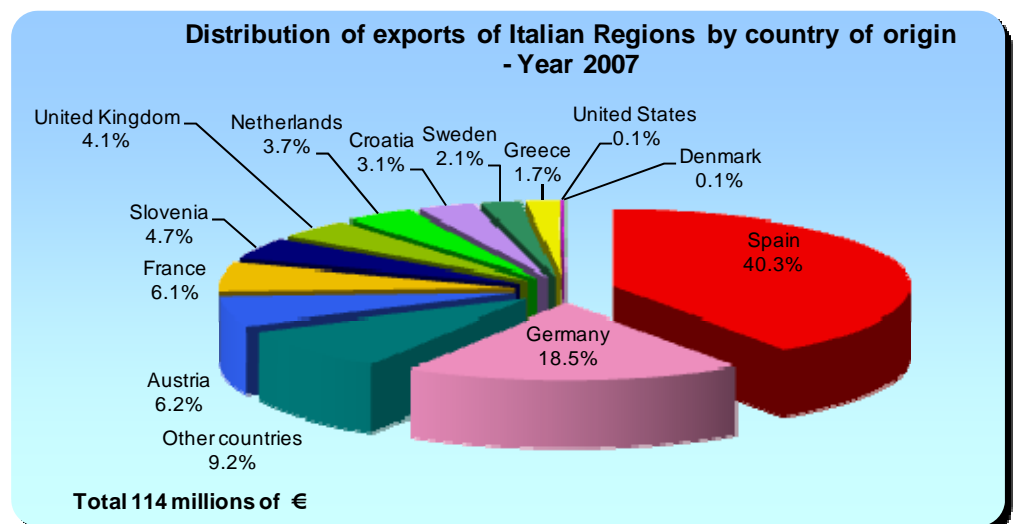
The evolution of the flows of imports and exports in Veneto demonstrates an essentially consistent level in the value of exports and growth of imports. In terms of quantities, there is a considerable difference between imports and exports, with exports continually decreasing.

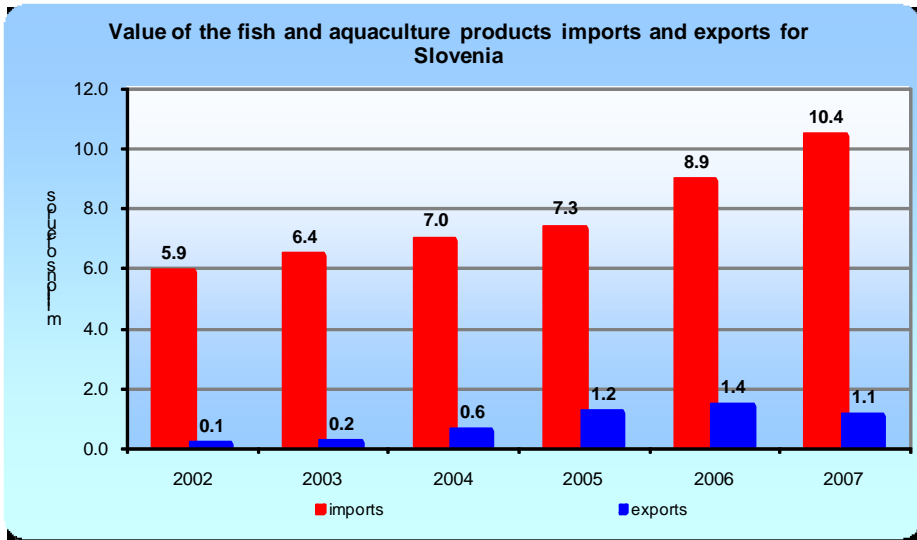
The three North Adriatic Italian regions have a significant impact on the national trade balance for fish and seafood products. In 2007, imports for Veneto, Emilia-Romagna and Friuli Venezia Giulia represented 36% of the national total; exports were 49% of the total value. Veneto contributed significantly to this number. It should be noted that during the period 1999-2007, the individual regions evidenced different patterns. The import and export trend for Friuli Venezia Giulia was essentially steady and unchanged until 2005, but has grown in recent years. The other two regions demonstrated greater fluctuation and notable differences between imports and exports.



The North Adriatic Italian regions import live, fresh, refrigerated and preserved products, primarily from France, Spain, Greece and Denmark. In terms of value, 4.8% of the products are imported from Croatia and 0.4% from Slovenia.

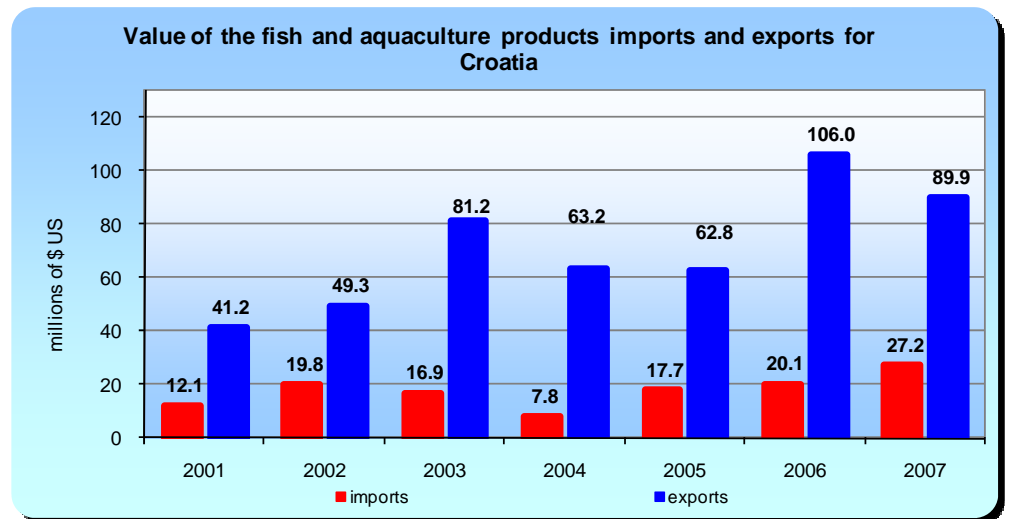
Spain is the major importer from the North Adriatic Italian regions, with more than 40% of the overall total, followed by Germany (18.5%). In terms of value, 4.7% of the North Adriatic Italian fish and seafood products are exported to Slovenia, while 3.1% are exported to Croatia.





In Slovenia, an analysis of the foreign trade trends for fish and seafood products during the period 2002-2007 highlights constant growth in terms of value for both exports and imports. The Slovenian trade balance for fish and seafood products remained negative for the entire period under discussion, representing 9 million Euros in 2007.

The Croatian trade balance for fish and seafood products remained positive during the period analyzed. The trend for exports fluctuated, with a peak in 2006 of 106 million dollars. A similar pattern of ups and downs was evident for imports, which peaked at 27 million dollars in 2007.



Source: Processed by the Socio Economic Observatory for Fishing and Aquaculture based on the data provided by Statistical Office of the Republic of Slovenia and Central Bureau of Statistics of the Republic of Croatia

Talk to us... To propose any particular topic for upcoming issues of the newsletter, discuss issues in more depth or simply voice your opinion, email us at: [lapescaimmeri@adrifish.org](mailto:lapescaimmeri@adrifish.org)



Next issue:  
Preliminary  
Evaluations of the  
2008 Fishing Year

Publication produced by Veneto Agricoltura - Socio Economic  
Observatory for Fishing and Aquaculture  
Via Maestri del Lavoro 50 - 30015 Chioggia (Venice)  
Tel. 041. 490357 - 5540349 Fax 041.5544472  
website: [www.adrifish.org](http://www.adrifish.org) - E-mail: [osservatorio@adrifish.org](mailto:osservatorio@adrifish.org)  
Ref. Alessandra Liviero and Alessandro Corsi

With the cooperation of the Direzione Sistema Statistico Regionale  
della Regione del Veneto - tel.041/2792109 - fax 041/2792099  
E-mail: [statistica@regione.veneto.it](mailto:statistica@regione.veneto.it)  
Ref. Daniela Targa and Linda Vegro